



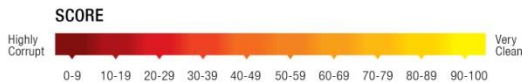
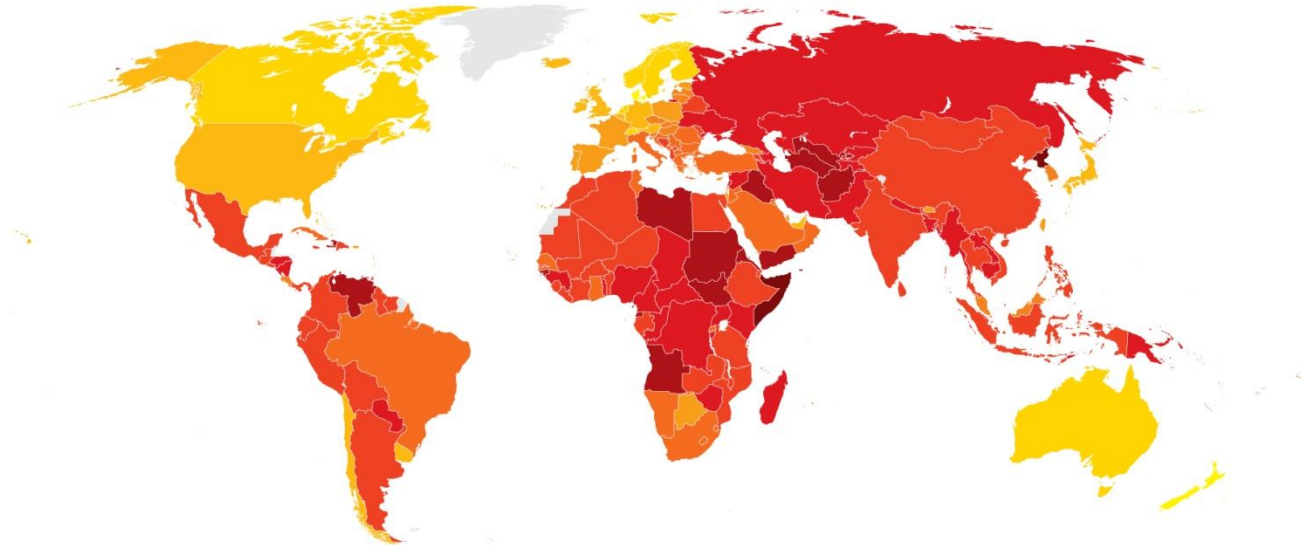
TRANSPARENCY
INTERNATIONAL
BANGLADESH

Social movement against corruption



CORRUPTION PERCEPTIONS INDEX 2014

The perceived levels of public sector corruption in 175 countries/territories around the world.



#cpi2014

www.transparency.org/cpi

© 2014 Transparency International. All rights reserved.

Iftexharuzzaman
Executive Director
Dhaka, 3 December, 2014

Some leading TI Research

- **Global Corruption Barometer** - survey of public attitudes toward and experience of corruption
- **Global Corruption Report** - Annual research-based assessment of the state of corruption on a specific subject/theme on a global level
- **Bribe Payers Index** - willingness of foreign firms to pay bribes
- **Review of Conventions & Compliances**
- **Anti-corruption toolkits** – thematic, sectoral (National Integrity System, Integrity Pact, etc)
- **Corruption Perceptions Index** – Annual International ranking of countries

CPI – What & Why

- **Composite index since 1995 (20th time) - poll of polls for comparative score & rank based on perceived level of political & administrative corruption**
- **Corruption – abuse of power, is an illegal activity that comes to light through scandals, investigations or prosecutions**
- **Impossible to compare actual levels of corruption in various countries based on hard empirical data – e.g., number/amounts of bribes, or number of cases cannot be compared**
- **No other credible method exists to compare state of corruption in different countries**

CPI - Data Sources

12 international surveys by credible institutions

For Bangladesh - CPI 2014 data from 7 sources:

- **Economist Intelligence Unit - Country Risk Assessment**
- **Global Insight Country Risk Ratings**
- **International Country Risk Guide**
- **World Bank - Country Policy and Institutional Assessment**
- **World Economic Forum Executive Opinion Survey**
- **World Justice Project - Rule of Law Index**
- **Bertelsmann Foundation Transformation Index**

What type of data are used

- **Corruption in general - misuse of public office for private gain**
- **Conflict of interest**
- **Likelihood of countering corruption in administrative and political levels – mainly grand corruption**
- **Undocumented extra payments in government functions, judiciary, executive level, law enforcement and tax collection**
- **Government's anti-corruption efforts and achievements and capacity to control impunity**

Method

- **Rolling data – for 2014 index: February 2011- August 2014**
- **Only such data that allow comparative picture are considered.**
- **No nationally generated data including TIB research are included in CPI**
- **Perception of resident and non-resident country experts & analysts; business analysts & investment analysts**
- **Minimum – 3 international surveys are needed for a country to be included in the index.**

Method - contd

- **Produced by TI's Research Department based on data received from 12 surveys**
- **Score review and validation: the German Institute of Economic Research (DIW), Berlin**
- **Index advisory committee for methodology:**
 - **Department of Statistics and Political Science of Columbia University**
 - **Methodology Institute, London School of Economics & Political Science**
 - **Department of Government, London School of Economics and Political Science**
 - **Harvard Business School**
 - **Dow Jones**
 - **Standard and Poor**

CPI 2014 - Results

- Bangladesh has scored 25 points in a scale of 0-100, and has been ranked 145th from top and 14th from below in a list of 175 countries compared to 136th from the top and 16th from bottom in 2013
- The score is 2 point lower than last year's 27
- From bottom, the ranking is 2 steps worse in 2014 (14th) than 2013 (16th)
- From the top Bangladesh's ranking is 9 steps lower in 2014 (145th) than 2013 (136th)
- Both in rank and score among 7 South Asian countries Bangladesh's position remains 2nd lowest - lower than all except Afghanistan. Bhutan is on top in South Asia (score 65 rank 30 from top), Afghanistan lowest in South Asia (score 12, globally third lowest after Sudan as 2nd lowest and North Korea & Somalia as joint lowest)
- Except Bhutan all South Asian countries have received much lower than the global average of 43

South Asia: CPI 2014, 2013, 2012

Country	CPI 2014		CPI 2013		CPI 2012	
	Score (100)	Rank (175)	Score (100)	Rank (177)	Score (100)	Rank (176)
Bhutan	65 ↑	30	63	31	63	33
Sri Lanka	38 ↑	85	37	91	40	79
India	38 ↑	85	36	94	36	94
Nepal	29 ▼	126	31	116	27	139
Pakistan	29 ↑	126	28	127	27	139
Bangladesh	25 ▼	145	27	136	26	144
Afghanistan	12 ↑	172	8	175	8	174

Rank – counting from top

Maldives was not included

for shortage of minimum 3 data source

CPI 2014 Results – The Top & the Bottom

TOP Performers			Bottom		
Country	Score	Rank	Country	Score	Rank
Denmark	92	1	Somalia	8	174
New Zealand	91	2	North Korea	8	174
Finland	89	3	Sudan	11	173
Sweden	87	4	Afghanistan	12	172
Norway	86	5	South Sudan	15	171
Switzerland	86	5	Iraq	16	170
Singapore	84	7	Turkmenistan	17	169
Netherlands	83	8	Uzbekistan	18	166
Luxembourg	82	9	Libya	18	166
Canada	81	10	Eritrea	18	166

Other notable top & bottom

High Performers:

Asia

- Hong Kong (74/17), Japan (76/15), UAE (70/25), Qatar (69/26)

Others

- Australia (80/11), Germany (79/12), Iceland (79/12) UK (78/14), Belgium (76/15)

Same position as Bangladesh:

Guinea, Kenya, Laos, Papua New Gunea

Notable lower performers than Bangladesh:

- ***Central African Republic, Paraguay, Congo, Tajikistan, Chad, Cambodia, Myanmar, Zimbabwe, Burundi, Syria, Angola, Haiti, Venezuela, Yemen***

Other notable low performers (score):

Russia (27), China (36), Lebanon (27), Nigeria (27) Iran (27)

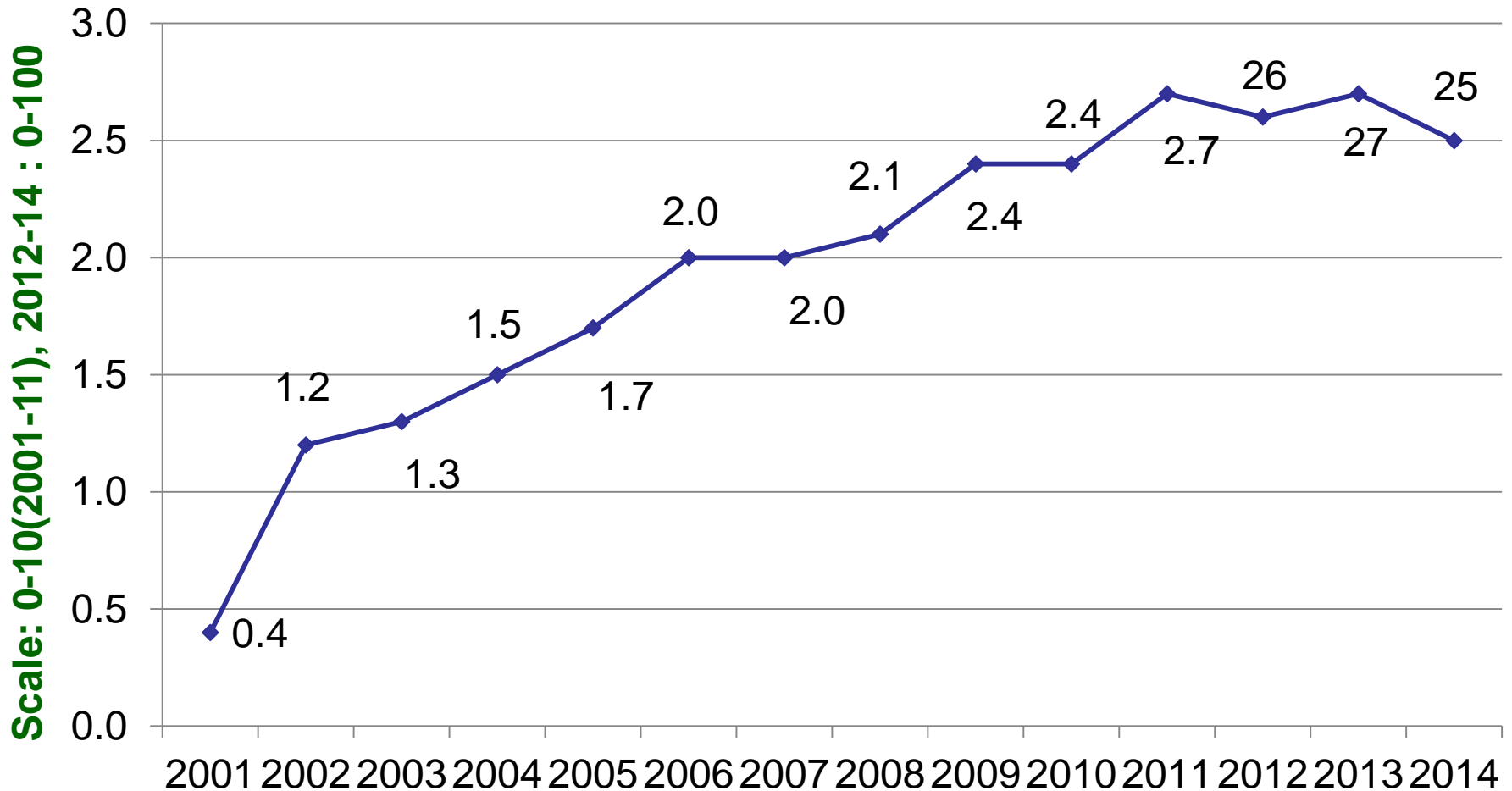
Main highlights - Corruption remains a serious global problem

- **No country has scored 100 percent**
- **121 countries out of 175 (69%) scored below 50; 58% of the G-20 have also scored less than 50**
- **106 countries (61%) scored less than global average of 43**
- **18 countries out of 26 in Asia-Pacific have scored less than average of 43**
- **Good news: Score increased in 2014 in 92 countries**
- **Not so good news: remained same in 47 countries**
- **Bad news: declined in 36 countries including Bangladesh**

Highlights – Bangladesh

- **Score - Bangladesh has scored 25 out of 100 sliding 2 points lower than 2013**
- **Rank – a) counting from top Bangladesh is 145th compared to 136th in 2013 or 9 steps down; b) counting from bottom 14th or 2 steps lower than 2013**
- **Bangladesh was earlier placed at the very bottom for five successive years from 2001-2005. Then in 2006 was 3rd, in 2007 (7), 2008 (10), 2009 (13), 2010 (12), 2011 (13), 2012 (13), 2013 (16)**
- **In terms of both score and rank Bangladesh has failed to maintain the upward trend**
- **Among South Asian countries Bangladesh remains the second worst – better than only Afghanistan, which is the 3rd lowest in global list**

Bangladesh: CPI Scores 2001-2014



Rank from below: 2001-5 (lowest); 2006(3), 2007(7), 2008(10), 2009(13), 2010(12), 2011(13), 2012(13), 2013(16), 2014 (14)

Factors behind sliding down

- **Deficits of delivery of anti-corruption pledges**
- **Attempts to curtail independence of ACC**
- **Deficits in bringing to justice those alleged of corruption, e.g., Padma Bridge, Railway scam, Stock market, HalMark, Destiny, Sonali & other Banking scams, Rana Plaza, disproportionate accumulation of wealth, denial syndrome**
- **Unabated grabbing of land, river & water bodies, loan default, contracting & recruitment business, politically-linked business opportunities**
- **Weakness of other institutions of accountability – parliament**
- **Conflict of interest unabated, whitening of black money, high rate of illicit financial transfers**

Key messages - *What next?*

- **Political will is the key - capacity to control corruption without fear or favour**
- **Strengthen institutional and policy framework**
 - Effective parliament
 - Effective ACC
 - Judicial integrity & Rule of Law
 - Ensure integrity in public service, especially law enforcement agencies; ensure impartiality - free from partisan political influence
 - Coordination between key accountability institutions: ACC, Law-enforcement agencies, Attorney General's office, CAG, NBR, Bangladesh Bank
- **Increased space for citizens, media, civil society, NGOs to create knowledge & demand and to stand up against corruption.**

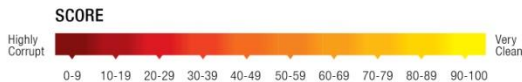
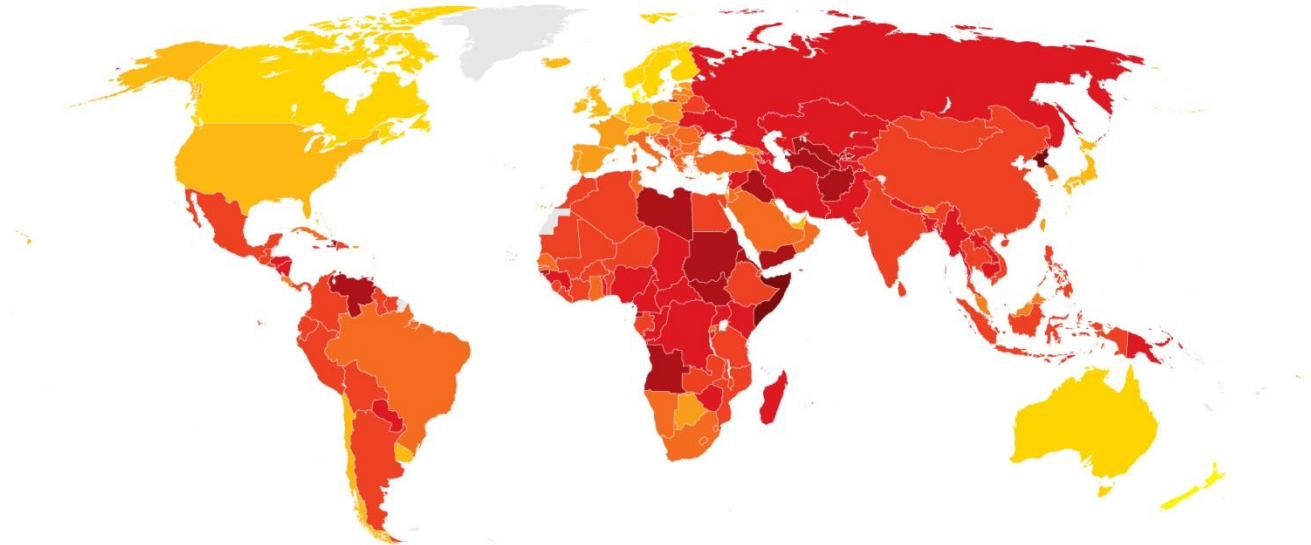


Social movement against corruption



CORRUPTION PERCEPTIONS INDEX 2014

The perceived levels of public sector corruption in 175 countries/territories around the world.



#cpi2014

www.transparency.org/cpi

© 2014 Transparency International. All rights reserved.

Thank you

www.transparency.org/cpi

www.ti-bangladesh.org